



Practical courses in effective goose shooting and avoidance of crippling

Ove Martin Gundersen 11.11.2021 EGPM webinar

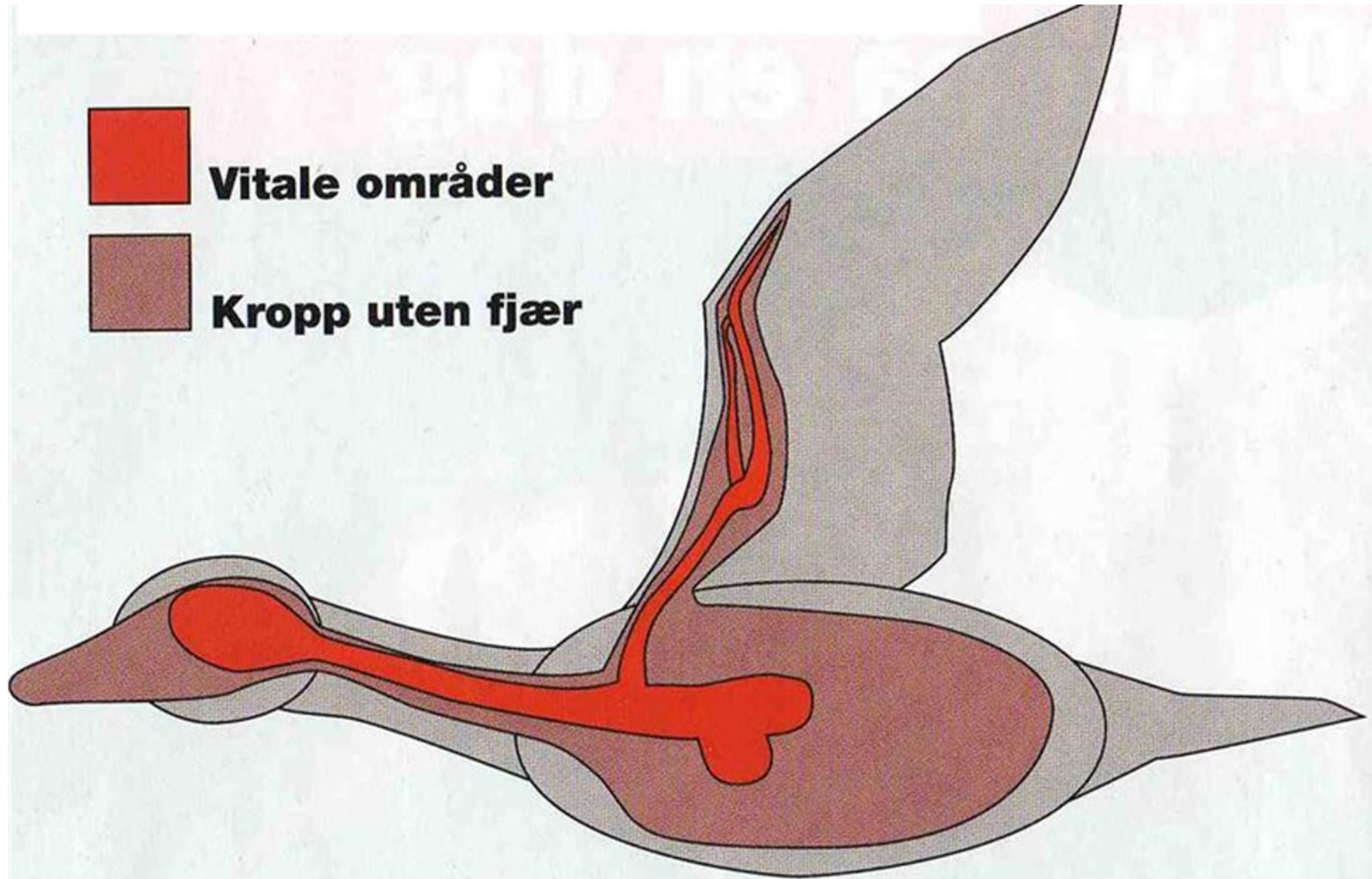


AEWA European Goose
Management Platform



NORGES
BONDELAG







Hunting geese

- Inhabited areas
- More hunters in small areas
- Other outdoor activities
- Farmers
- Harvesting

What should we expect
from today's goose hunters

- That they practice
- They know their limitations
- Use decoys when hunting with shotgun
- Animal welfare
- Actively focus on reducing crippling
- But how can we reduce crippling ?
- **Hunting courses**



Goosehunting

Hunting on farmland
biology, species and management



Goosehunting

Hunting along the coast
biology, species and management



Practical courses in effective goose hunting :

Biology

Species

Management

The search for the optimal
hunt

Forms of hunting

Camouflage

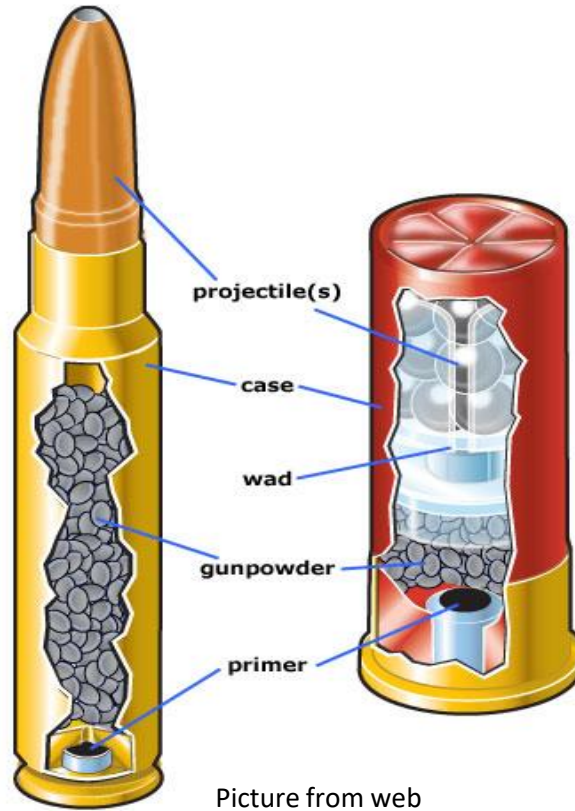
Decoy

Clay pigeon shooting







Rifle



Picture from web

Shotgun





Art	Bly	Stål	Vismut	Tungsten-Matrix™	Tungsten (12g/cm³)
Rype	US 6-7	US 4-6	US 6-7	US 6-7	US 6-8
Orrfugl	US 4-6	US 3-4	US 4-6	US 4-6	US 5-7
Storfugl	US 3-5	US 2-3	US 3-5	US 3-5	US 4-6
Hare	US 5-6	US 3-4	US 5-6	US 5-6	US 4-6
Rev	US 2-4	US BB-2	US 2-4	US 2-4	US 3-5
Rådyr	US BB-3	US BB-1	US BB-3	US BB-3	US 2-4
Gås	US 2-4	US BB-2	US 2-4	US 2-4	US 3-5
Ærfugl	US 4-6	US 2-5	US 4-6	US 4-6	US 4-6
Skarv	US 2-4	US BB-3	US 2-4	US 2-4	US 3-6
Ringdue	US 6-7	US 4-6	US 6-7	US 6-7	US 6-8
Kråke	US 6-7	US 4-6	US 6-7	US 6-7	US 6-8
And	-	US 2-5	US 4-6	US 4-6	US 4-6



Ove M Gundersen





Picture from web

Decoys

- The purpose of decoys lure the geese into shooting range





Distance assessment

- Max 25 m
- Test you gun and ammunition
- Avoid crippling
- Do not shoot just to shoot
- Not use much more than 3 shots per bird.
- Do not shoot in the middle of the flock



1180mm x 620mm



810mm x 520mm

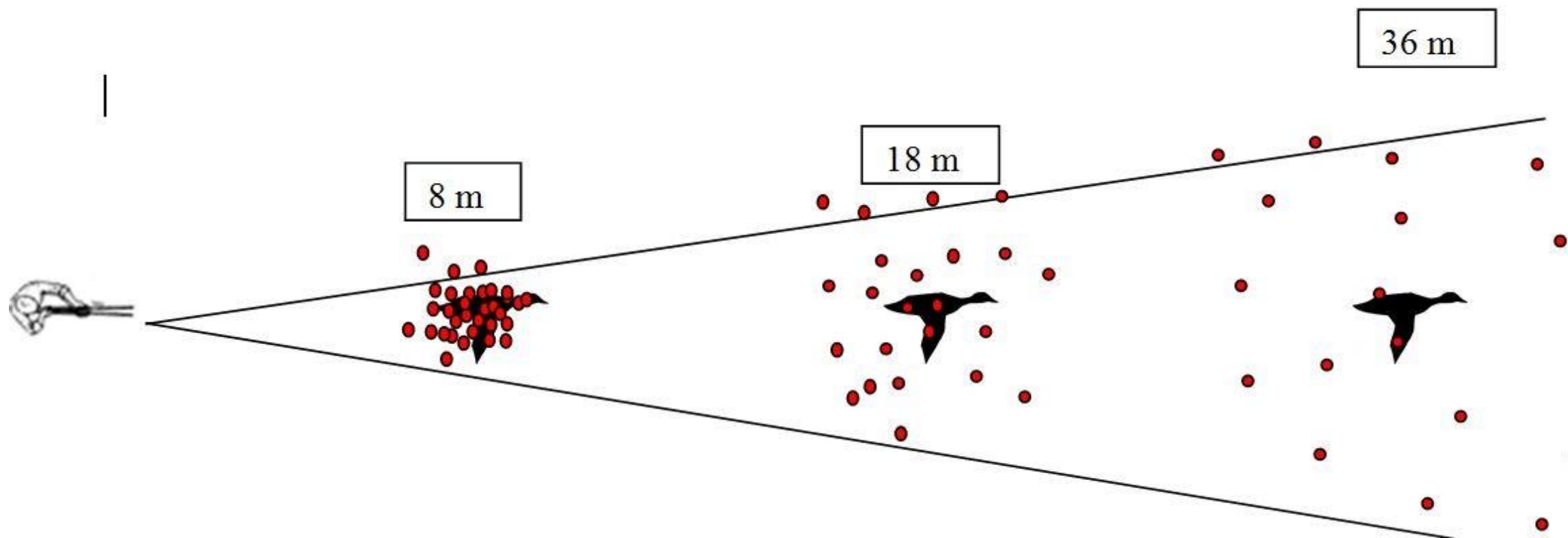


890mm x 620mm





Test your shotgun shell










Hunting with rifle same but different

- Practice
- Long distance
- Safty



Shooting is like exercising



All hunting requires good shooting skills. To become a good shooter, you should shoot regularly and preferably start a good while before hunting season. If, on the other hand, you are out late, there is still no reason not to start. Shoot as much as possible.





Some tips for the hunter

- 1: Know your visiting time
- 2: Have several alternative areas
- 3: Plan the hunt, spend time scouting
- 4: Give the geese peace, optimally one should not hunt more than every 3-4 days in the same area.
- 5: Stop the hunt 3-4 hours after first goose is shoot
- 6: Test your ammunition
- 7: Practice your shooting : "Wrong" hunting can lead to more crippling
- 8 Use decoys and calls
- 9: Share experiences and knowledge with other hunters
- 10: Organize hunting in your area, collaborate with other hunters, hunting teams



Summary

- Hunters need a realistic training program
- If you sit while hunting, practice shooting while sitting, use layout blind, train from layout blind, etc.
- Same principle with a rifle
- The use of decoys will reduce the risk of crippling when hunting whit, a shotgun
- Use a retrieving dog
- And remember that a big part of hunting is knowing when not to pull the trigger.



Thank you for the attention



Ove.martin.gundersen@bondelaget.no

Ove M. Gundersen